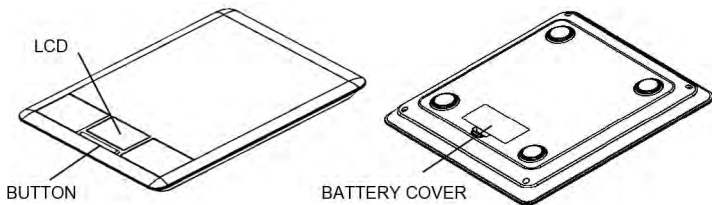


KITCHEN SCALE INSTRUCTION

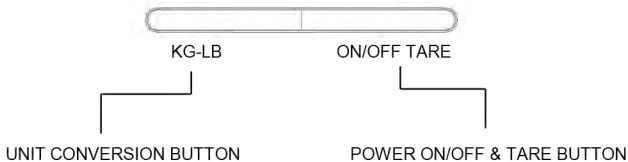
■ PRODUCT OUTLINE



■ LCD DISPLAY



■ BUTTON ILLUSTRATION




■ WEIGH OPERATION

1. TURN ON THE SCALE

1.1 Place the scale on a solid and flat surface.

1.2 Press ON/OFF/TARE button to turn on the scale, The LCD will full display, waiting about 2 seconds return to zero.




2. TO START WEIGH

Put some objects on the scale, the LCD will show current actual weight reading e.g. Loading a object is 2000 g, LCD show 2 kg 000 g




3. MEASUREMENT UNIT CONVERT

Press KG/LB button to choose Metric (kg-g) or Imperial (lb-oz) .



4. TARE FUNCTION

You can reset current weight reading to zero, by pressing "ON/OFF/TARE" button, The LCD will show "TARE" and return to zero after about 2 seconds.



5. TURN OFF THE SCALE

5.1 MANUAL SHUT OFF


To maximize battery life, always press ON/OFF/TARE button and hold about 3 seconds to turn off the scale after using.

5.2 AUTO SHUT OFF


When the weight reading is steady or no any operation, scale will shut off about 3 minutes automatically

■ WARNING INDICATORS

1. LOW BATTERY INDICATORS

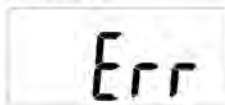
1.1 When "  " icon is shown on the display, the battery must be replaced. The scale requires 2 AAA batteries.



1.2 If the "  " icon shown on the display, the scale will shut off automatically after waiting about 5 seconds.

2. OVERLOAD INDICATORS

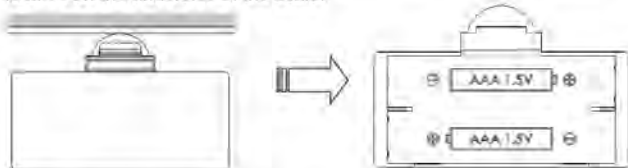
2.1 When the loading is over 5 Kg/11lb, the LCD will show Err, about 5 seconds the scale will shut off automatically.



2.2 Remove the item to avoid damage.

■ TO REPLACE BATTERY

1. Open the battery cover on the back of scale
2. Remove the used battery.
3. Put two AAA batteries into the compartment, please make sure the battery is located on the underside of the scale.



!! Note: To save our environment, used battery should be disposed through your electrical dealer or local resource recycling collection point.

■ MAINTENANCE

DO NOT

Do not immerse the scale in water.

Do not operate the scale with wet hands.

Do not put the scale into the dishwasher.

Do not put the items exceeding 5 Kg/11lb onto the scale as this could damage the scale.

Do not place items on the display part as this could damage the LCD display.

Do not try to open the scale by force.

Do not use on the carpet.

DO

Always clean the scale with soft damp cloth only.

Always keep out the scale from fire, direct sunlight or acidic substance.

Always store the scale in dry condition.

Always replace new batteries at the same time to maximize the battery life.

■ WARNING

The normal function of the product may be disturbed by Strong Electro Magnetic Interference. If so, simply reset the product to resume normal operation by following the instruction manual.

